



My Community Challenge B1

I can do things for the community where I live.

Entrepreneurial Civic Education



Improving the Quality of Life

How can you measure the quality of life? And what do terms like gross domestic product or the Gini coefficient have to do with it? Specific tasks in the different training units will help the students answer these questions. Finally, they will develop their own indicator to measure quality of life and discuss, question and debate various aspects of wealth in our society.

Games



Materials for Station 1: Play the GDP-Memory

Sales	Intermediate consumption	Taxes
Export	Import	Subsidies
Private consumption	Government spending	Investment
Corporate and investment income	Compensation to employees	



€ 6 million worth of bread	Flour for a bakery	Securities turnover, levy on capital, excise duty on tobacco, beverages, ...
Auto parts to Germany, railway tracks to Slovenia, ...	Gas from Russia, fish from Norway, ...	EU funds, payments of the Federal Government to the OEGB, ...
TV, mobile phone, sausage roll, toilet paper, ...	Education, health, culture, infrastructure, ...	Real estate, machinery, equipment, ...
Profits and interests	2,000€ wages	



Materials for Station 5: Play a game of Country Trumps

Austria



GDP:	49.074\$ (12.)
HDI:	0.881 (21.)
GINI:	29.2 (12.)
Big Mac:	4.56\$ (23.)
HPI:	47.1 (48.)

Germany



GDP:	45.085\$ (18.)
HDI:	0.911 (6.)
GINI:	28.3 (10.)
Big Mac:	4.94\$ (13.)
HPI:	47.2 (46.)

Bosnia and Herzegovina



GDP:	4.656 \$ (90.)
HDI:	0.731 (86.)
GINI:	36.2 (52.)
Big Mac:	-
HPI:	42.4 (73.)

Spain



GDP:	29.118\$ (27.)
HDI:	0.869 (27.)
GINI:	34.7 (43.)
Big Mac:	4.91\$ (17.)
HPI:	44.1 (62.)



Sweden



GDP:	58.164 \$ (8.)
HDI:	0.898 (12.)
GINI:	25.0 (1.)
Big Mac:	5.95\$ (4.)
HPI:	46.2 (52.)

Luxembourg



GDP:	111.162 \$ (1.)
HDI:	0.881 (21.)
GINI:	30.8 (17.)
Big Mac:	-
HPI:	29.0 (138.)

United Kingdom



GDP:	39.351 \$ (21.)
HDI:	0.892 (14.)
GINI:	-
Big Mac:	4.93\$ (15.)
HPI:	47.9 (41.)

Russia



GDP:	14.612 \$ (41.)
HDI:	0.778 (57.)
GINI:	40.1 (77.)
Big Mac:	2.55\$ (49.)
HPI:	34.5 (121.)



Italy



GDP:	34.619 \$ (26.)
HDI:	0.872 (26.)
GINI:	36.0 (50.)
Big Mac:	5.18\$ (9.)
HPI:	46.4 (51.)

Croatia



GDP:	13.530 \$ (46.)
HDI:	0.812 (47.)
GINI:	33.7 (33.)
Big Mac:	-
HPI:	40.6 (82.)

Turkey



GDP:	10.946 \$(54.)
HDI:	0.759 (69.)
GINI:	39.0 (68.)
Big Mac:	4.42\$ (24.)
HPI:	47.6 (44.)

Poland



GDP:	13.432 \$(47.)
HDI:	0.834 (35.)
GINI:	34.1 (37.)
Big Mac:	3.00\$ (42.)
HPI:	42.6 (71.)



Serbia



GDP:	5.935 \$(78.)
HDI:	0.745 (77.)
GINI:	27.8 (7.)
Big Mac:	-
HPI:	41.3 (78.)

Brazil



GDP:	11.208 \$(52.)
HDI:	0.744 (79.)
GINI:	54.7 (123.)
Big Mac:	5.86\$ (5.)
HPI:	52.9 (21.)

Bolivia



GDP:	2.868 \$(118.)
HDI:	0.667 (113.)
GINI:	56.3 (126.)
Big Mac:	-
HPI:	43.6 (64.)

Colombia



BIP:	7.826 \$(64.)
HDI:	0.711 (98.)
GINI:	55.9 (124.)
Big Mac:	4.65\$ (21.)
HPI:	59.8 (3.)



Cuba




GDP:	-
HDI:	0.815 (44.)
GINI:	-
Big Mac:	-
HPI:	56.2 (12.)

United States



GDP:	53.143 \$(10.)
HDI:	0.914 (5.)
GINI:	40.8 (81.)
Big Mac:	4.80\$ (19.)
HPI:	37.3 (105.)

Mexico



GDP:	10.307 \$(56.)
HDI:	0.756 (71.)
GINI:	48.3 (109.)
Big Mac:	3.25\$ (39.)
HPI:	52.9 (21.)

Canada



GDP:	51.911 \$(11.)
HDI:	0.902 (8.)
GINI:	32.6 (26.)
Big Mac:	5.25\$ (7.)
HPI:	43.6 (64.)



Costa Rica



GDP:	10.185\$ (57.)
HDI:	0.763 (68.)
GINI:	50.7 (114.)
Big Mac:	4.00\$ (28.)
HPI:	64.00 (1.)

Australia



GDP:	67.468\$ (6.)
HDI:	0.933 (2.)
GINI:	25.8 (2.)
Big Mac:	4.81\$ (18.)
HPI:	42.00 (76.)

South Africa



GDP:	6.618\$ (77.)
HDI:	0.658 (118.)
GINI:	63.1 (132.)
Big Mac:	2.33\$ (54.)
HPI:	28.2 (141.)

Nigeria



GDP:	3.010\$ (117.)
HDI:	0.504 (152.)
GINI:	34.6 (42.)
Big Mac:	-
HPI:	33.6 (125.)



Egypt



GDP:	3.314\$ (110.)
HDI:	0.682 (110.)
GINI:	30.8 (17.)
Big Mac:	2.37\$ (53.)
HPI:	39.6 (91.)

Ethiopia



GDP:	498\$ (169.)
HDI:	0.435 (173.)
GINI:	29.8 (13.)
Big Mac:	-
HPI:	39.2 (94.)

Mali



GDP:	715\$ (157.)
HDI:	0.407 (176.)
GINI:	33.0 (28.)
Big Mac:	-
HPI:	26.00 (147.)

Namibia



GDP:	5.462\$ (83.)
HDI:	0.624 (127.)
GINI:	63.9 (133.)
Big Mac:	-
HPI:	38.9 (96.)



Chad



GDP:	1.046\$ (147.)
HDI:	0.372 (184.)
GINI:	39.8 (73.)
Big Mac:	-
HPI:	24.7 (150.)

GDP:	
HDI:	
GINI:	
Big Mac:	
HPI:	


* Here you can enter data for an additional country.

Iran



GDP:	4.763\$ (89.)
HDI:	0.749 (75.)
GINI:	38.3 (65.)
Big Mac:	-
HPI:	47.23 (67.)

United Arab Emirates



GDP:	-
HDI:	0.827 (40.)
GINI:	-
Big Mac:	3,54\$ (36.)
HPI:	31.8 (129.)



China




GDP:	6.807\$ (72.)
HDI:	0.719 (91.)
GINI:	42.5 (88.)
Big Mac:	2.73\$ (45.)
HPI:	44.7 (60.)

India




GDP:	1.499\$ (136.)
HDI:	0.586 (135.)
GINI:	33.4 (32.)
Big Mac:	1.75\$ (55.)
HPI:	50.9 (32.)

Japan



GDP:	38.492\$ (23.)
HDI:	0.890 (17.)
GINI:	-
Big Mac:	3.64\$ (34.)
HPI:	47.5 (45.)

Bangladesh



GDP:	829\$ (153.)
HDI:	0.558 (142.)
GINI:	32.1 (25.)
Big Mac:	-
HPI:	56.3 (11.)



Saudi Arabia



GDP:	25.852\$ (29.)
HDI:	0.836 (34.)
GINI:	-
Big Mac:	2.93\$ (43.)
HPI:	46.0 (53.)

Afghanistan



GDP:	678\$ (161.)
HDI:	0.468 (169.)
GINI:	27.8 (7.)
Big Mac:	-
HPI:	36.8 (109.)

Thailand



GDP:	5.779\$ (80.)
HDI:	0.722 (89.)
GINI:	40.0 (75.)
Big Mac:	3.12\$ (40.)
HPI:	53.5 (20.)

Singapore



GDP:	55.182\$ (9.)
HDI:	0.901 (9.)
GINI:	-
Big Mac:	3.80\$ (30.)
HPI:	39.8 (90.)

Sources:

- Happy Planet Index (2014): HPI, <http://www.happyplanetindex.org/data/>; letzter Zugriff: 09.03.2015
- Statista (2014): BIG MAC Index, <http://de.statista.com/statistik/daten/studie/199335/umfrage/big-mac-index--weltweiter-preis-fuer-einen-big-mac/>; Zugriff: 09.03.2015
- UNDP (2014): Human development index (HDI), <http://hdr.undp.org/en/content/human-development-index-hdi-table>; Zugriff: 09.03.2015
- The World Bank (2014a): GDP per capita (current US\$), <http://api.worldbank.org/v2/en/indicator/ny.gdp.pcap.cd?downloadformat=excel>; Zugriff: 09.03.2015
- The World Bank (2014b): GDP (current US\$), <http://api.worldbank.org/v2/en/indicator/ny.gdp.mkt.cd?downloadformat=excel>; Zugriff: 09.03.2015

Photos:

- Fotolia all rights are compensated for
- Foto Dubai: Raithofer (2012)